

Biotinylated Human Nectin-3/CD113 Protein

Cat. No. NEC-HM403B

Description

Source	Recombinant Biotinylated Human Nectin-3/CD113 Protein is expressed from HEK293 with His tag and Avi tag at the C-Terminus. It contains Gly58-Asp400.
Accession	Q9NQS3-1
Molecular Weight	The protein has a predicted MW of 40.6 kDa. Due to glycosylation, the protein migrates to 68-82 kDa based on Tris-Bis PAGE result.
Endotoxin	Less than 1EU per µg by the LAL method.
Purity	> 95% as determined by Tris-Bis PAGE > 95% as determined by HPLC

Formulation and Storage

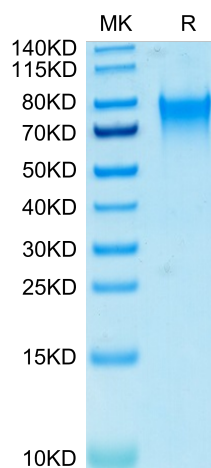
Formulation	Lyophilized from 0.22µm filtered solution in 20mM PB, 250mM NaCl (pH 7.4). Normally 8% trehalose is added as protectant before lyophilization.
Reconstitution	Centrifuge the tube before opening. Reconstituting to a concentration more than 100 µg/ml is recommended. Dissolve the lyophilized protein in distilled water.
Storage	-20 to -80°C for 12 months as supplied from date of receipt. -80°C for 3-6 months after reconstitution. 2-8°C for 2-7 days after reconstitution. Recommend to aliquot the protein into smaller quantities for optimal storage. Please minimize freeze-thaw cycles.

Background

The Nectin family has at least four members (Nectin-14), all of which show alternate splicing, a transmembrane (TM) region (except for Nectin-1 gamma), and three extracellular Ig-domains. Nectins are highly homologous to the human receptor for poliovirus, and as such, have been alternatively-named poliovirus receptor-related proteins. They do not, however, appear to bind poliovirus. Nectin-3 (also named PRR3, CD113, and PVRL3) is an 83 kDa, type I TM glycoprotein.

Assay Data

Tris-Bis PAGE



Biotinylated Human Nectin-3 on Tris-Bis PAGE under reduced conditions. The purity is greater than 95%.

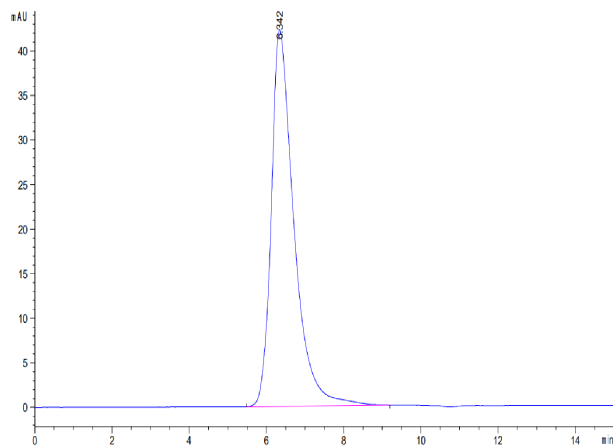
SEC-HPLC

Biotinylated Human Nectin-3/CD113 Protein

Cat. No. NEC-HM403B



Assay Data



The purity of Biotinylated Human Nectin-3 is greater than 95% as determined by SEC-HPLC.

Biotinylated Human Nectin-3/CD113 Protein

Cat. No. NEC-HM403B

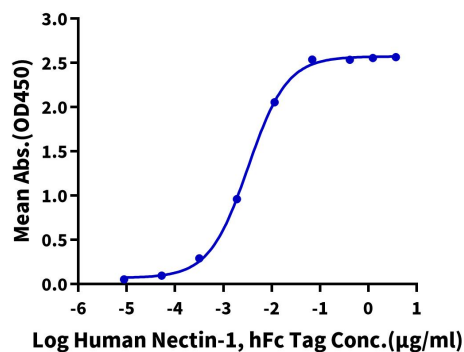


Assay Data

ELISA Data

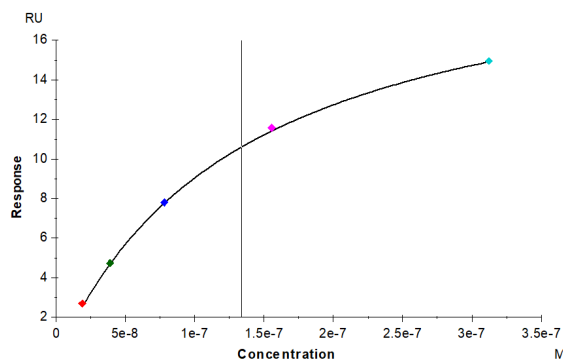
Biotinylated Human Nectin-3, His Tag ELISA

0.2µg Biotinylated Human Nectin-3, His Tag Per Well



Immobilized Biotinylated Human Nectin-3, His Tag at 2µg/ml (100µl/well) on the streptavidin precoated plate (5µg/ml). Dose response curve for Human Nectin-1, hFc Tag with the EC50 of 3.2ng/ml determined by ELISA (QC Test).

SPR Data



Biotinylated Human Nectin-3, His Tag immobilized on CM5 Chip can bind Human Nectin-1, His Tag with an affinity constant of 0.13 µM as determined in SPR assay (Biacore T200).